



Cat-Eye Pouch

©Thread Riding Hood, 2015
This tutorial is for personal use only.

Page 1 of 3

1" Test
Square



Cat-Eye Pouch

Pattern Piece 1 of 6

Tutorial can be found at:
threadridinghood.com

Front-Inside Pleat

Cut 1 on Fold

(see instructions to fussy cut)



Cat-Eye Pouch

Pattern Piece 2 of 6

Tutorial can be found at:
threadridinghood.com

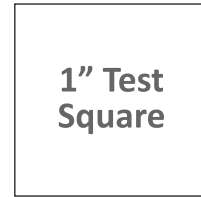
Zipper Sides

Cut 2 Outer

Cut 2 Interfacing



thread
riding hood



1" Test
Square

Cat-Eye Pouch

©Thread Riding Hood, 2015
This tutorial is for personal use only.



thread
riding hood

Cat-Eye Pouch

Pattern Piece 3 of 6

Tutorial can be found at:
threadridinghood.com

Lining
Cut 2 on Fold

FOLD



thread
riding hood

Cat-Eye Pouch

Pattern Piece 4 of 6

Tutorial can be found at:
threadridinghood.com

Outer Back
Cut 1 Outer on Fold
Cut 2 Interfacing on Fold

FOLD

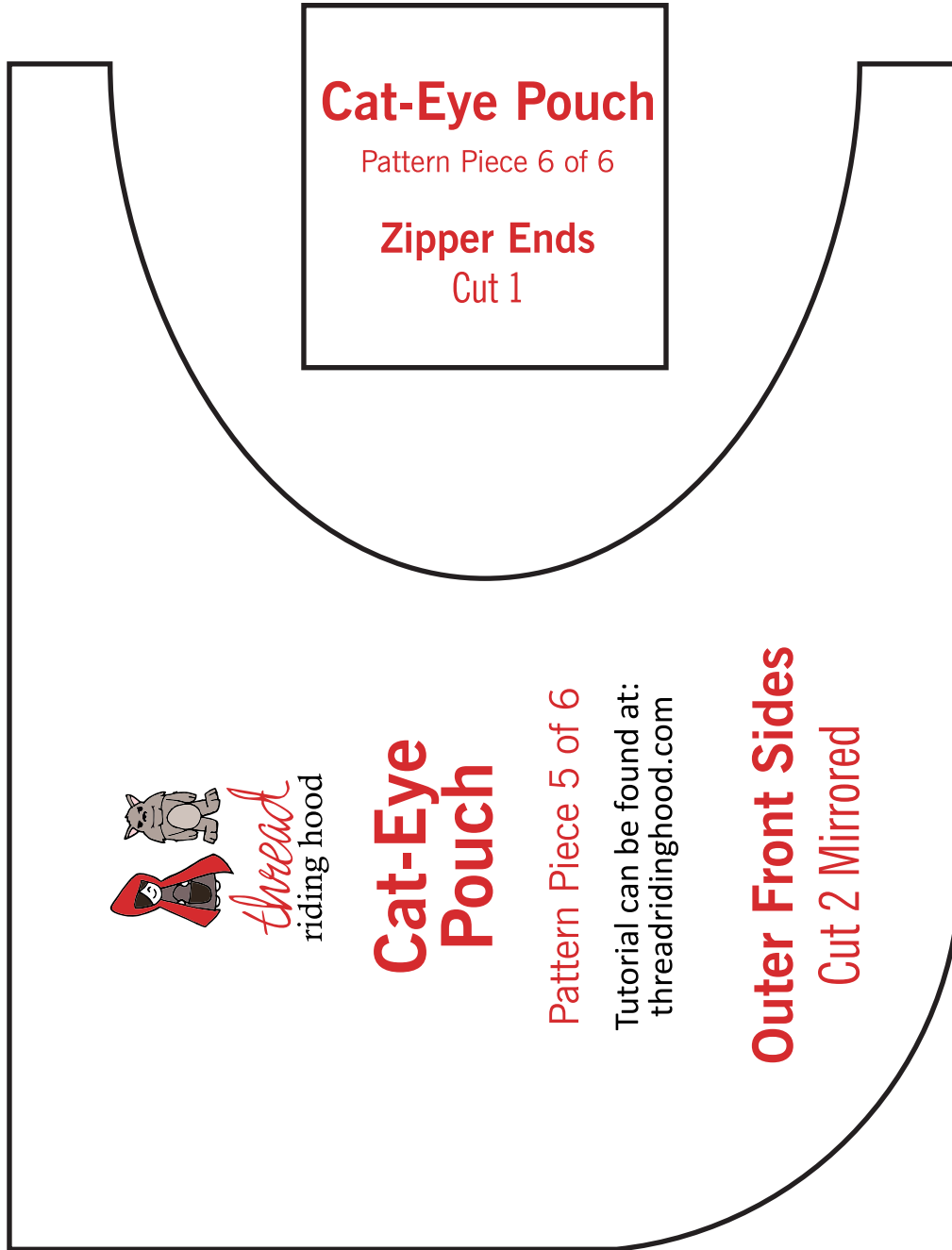


thread
riding hood

Cat-Eye Pouch

©Thread Riding Hood, 2015
This tutorial is for personal use only.

1" Test
Square




Cat-Eye Pouch

Pattern Piece 6 of 6

Zipper Ends

Cut 1



Cat-Eye Pouch

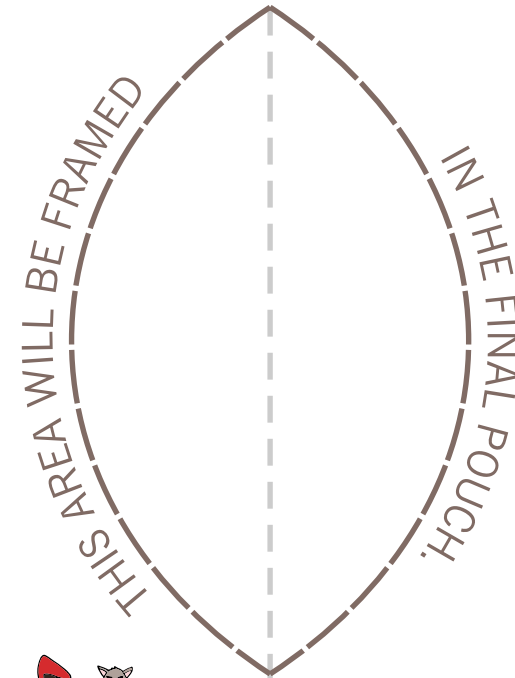
Pattern Piece 5 of 6

Tutorial can be found at:
threadridinghood.com

Outer Front Sides

Cut 2 Mirrored

Fussy Cut Guide



Cat-Eye Pouch

©Thread Riding Hood, 2015
This tutorial is for personal use only.